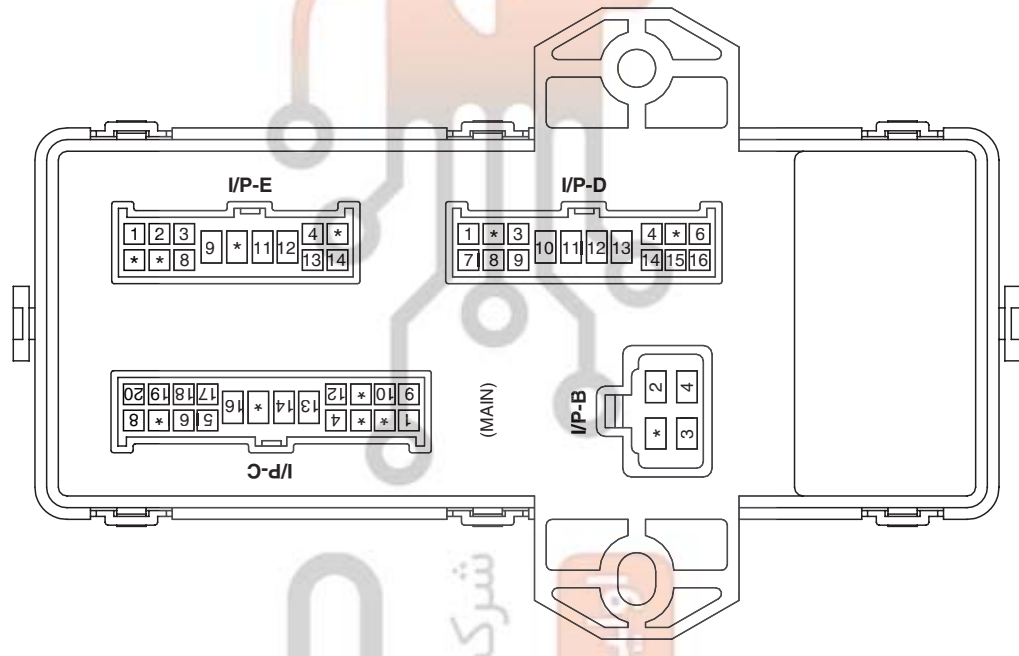
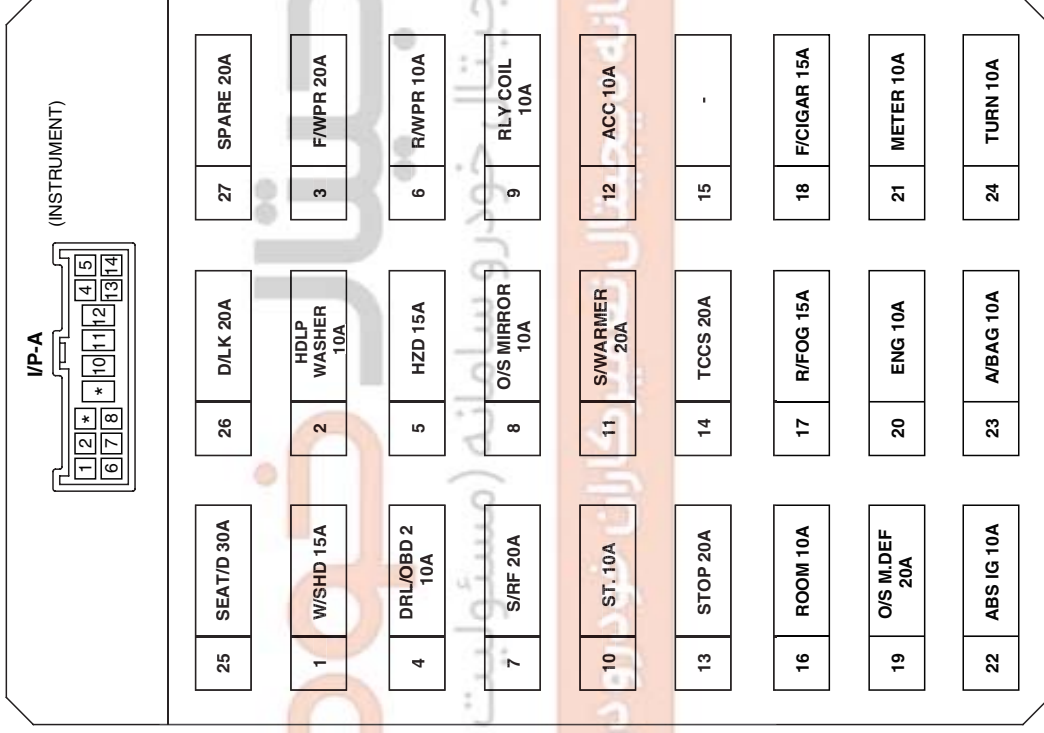


FUSE & RELAY INFORMATION

FUSE & RELAY INFORMATION (3)

SD100-3

I/P JUNCTION BOX LAYOUT



✘ USE THE DESIGNATED FUSE ONLY

FUSE & RELAY INFORMATION

FUSE & RELAY INFORMATION (4)

SD100-4

CIRCUIT

FUSE	(A)	Circuit Protected
ACC	10A	BCM, Audio, Digital clock
O/S MIRROR	10A	Outside mirror switch, Outside mirror folding module
F/WPR	20A	Front wiper relay, Multimeter, Sunroof control module, Seat warmer relay, Windshield defogger relay
R/WPR	10A	Rear wiper controller, A/C control module, BCM, Seat warmer switch, Multifunction switch
RLY COIL	10A	Head lamp relay, Front blower relay, PTC Heater relay, Head lamp washer relay, Cooling fan relay
METER	10A	Instrument cluster, PAD switch, ESP switch, TCM, Back-up lamp switch, Multimeter, Back-up lamp relay
TURN	10A	Hazard switch, BCM, Auto light control module, Multifunction switch
A/BAG	10A	SRS control module
ENG	10A	EST/TOD control module, ECM, PCM, Vehicle speed sensor, Multipurpose check connector, Air flow sensor
ABS IG	10A	ABS/ESP control module, YAW late sensor, Steering angle sensor
F/CIGAR	15A	Front cigarette lighter & ILL.
HDLP WASHER	10A	Head lamp washer motor
DRL/OBD 2	10A	Data link connector, DRL control module
HZD	15A	Hazard relay, Hazard switch
SEAT/D	30A	Driver power seat
S/RF	20A	Sunroof control module
D/LK	20A	Door lock/unlock relay, Super door lock relay, Outside mirror folding module, Tail gate glass open relay
W/SHD	15A	Windshield defogger relay
ROOM	10A	Center room lamp, Cargo room lamp, A/C control module, Back warning buzzer
O/S M.DEF	20A	Outside mirror defogger relay
STOP	20A	Stop lamp switch, Multipurpose check connector
SWARM. RH	15A	-
R/FOG	15A	Rear fog lamp relay
S/WARMER	20A	Seat warmer relay
TCCS	20A	EST/TOD control module
ST.	10A	Start relay, Clutch cut switch

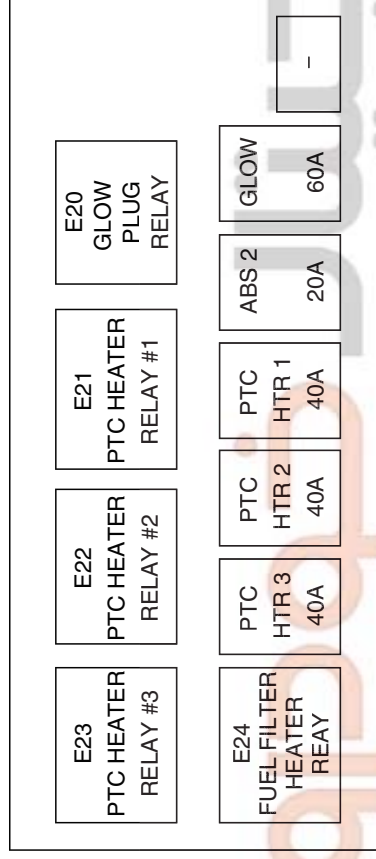
✘ USE THE DESIGNATED FUSE ONLY

FUSE & RELAY INFORMATION

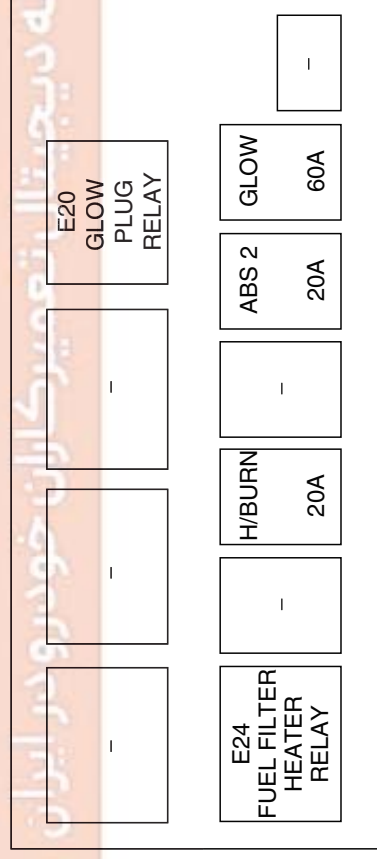
FUSE & RELAY INFORMATION (5)

SD100-5

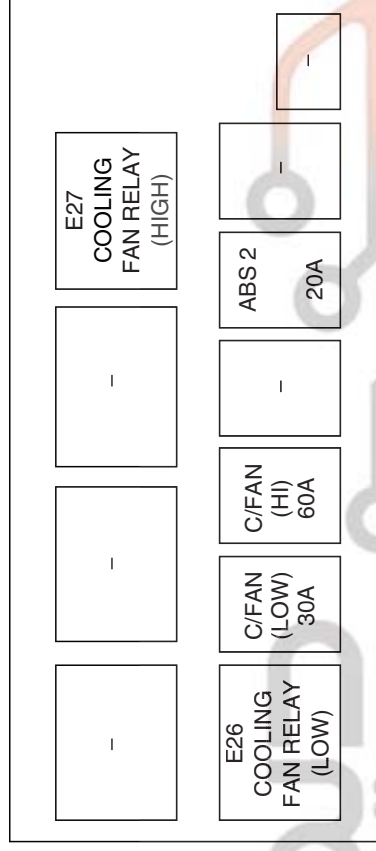
DIESEL BOX(PTC HEATER)



DIESEL BOX(FUEL FIRED HEATER)



GASOLINE BOX



Fusible link	(A)	Circuit protected
GLOW	60A	Glow plug relay
ABS 2	20A	ABS/ESP control module
PTC HTR 1	40A	PTC heater relay #1
PTC HTR 2	40A	PTC heater relay #2
PTC HTR 3	40A	PTC heater relay #3
H/BURN	20A	Fuel fired heater burner unit
C/FAN(LOW)	30A	Cooling fan relay(Low)
C/FAN(HI)	60A	Cooling fan relay(High)

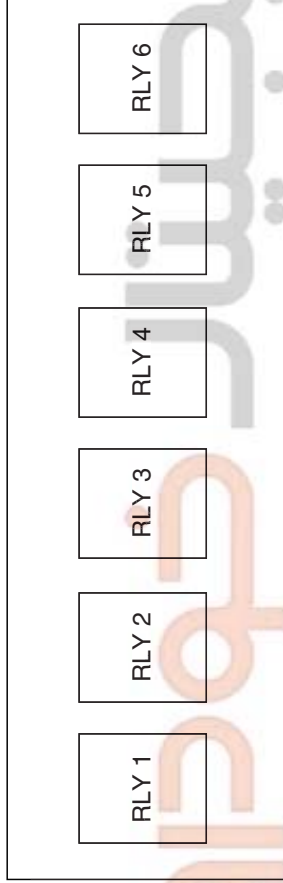
※ USE THE DESIGNATED FUSE ONLY

FUSE & RELAY INFORMATION

FUSE & RELAY INFORMATION (6)

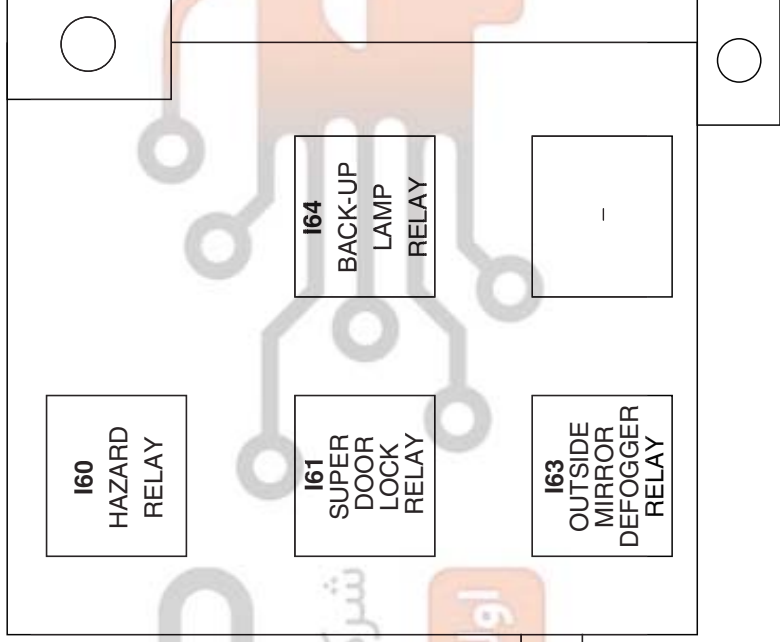
SD100-6

IC MODULE



RLY 1	Tail gate glass open relay
RLY 2	Door unlock relay
RLY 3	Door lock relay
RLY 4	Front wiper relay
RLY 5	Front seat warmer relay LH
RLY 6	Front seat warmer relay RH

RELAY BOX



※ USE THE DESIGNATED FUSE ONLY