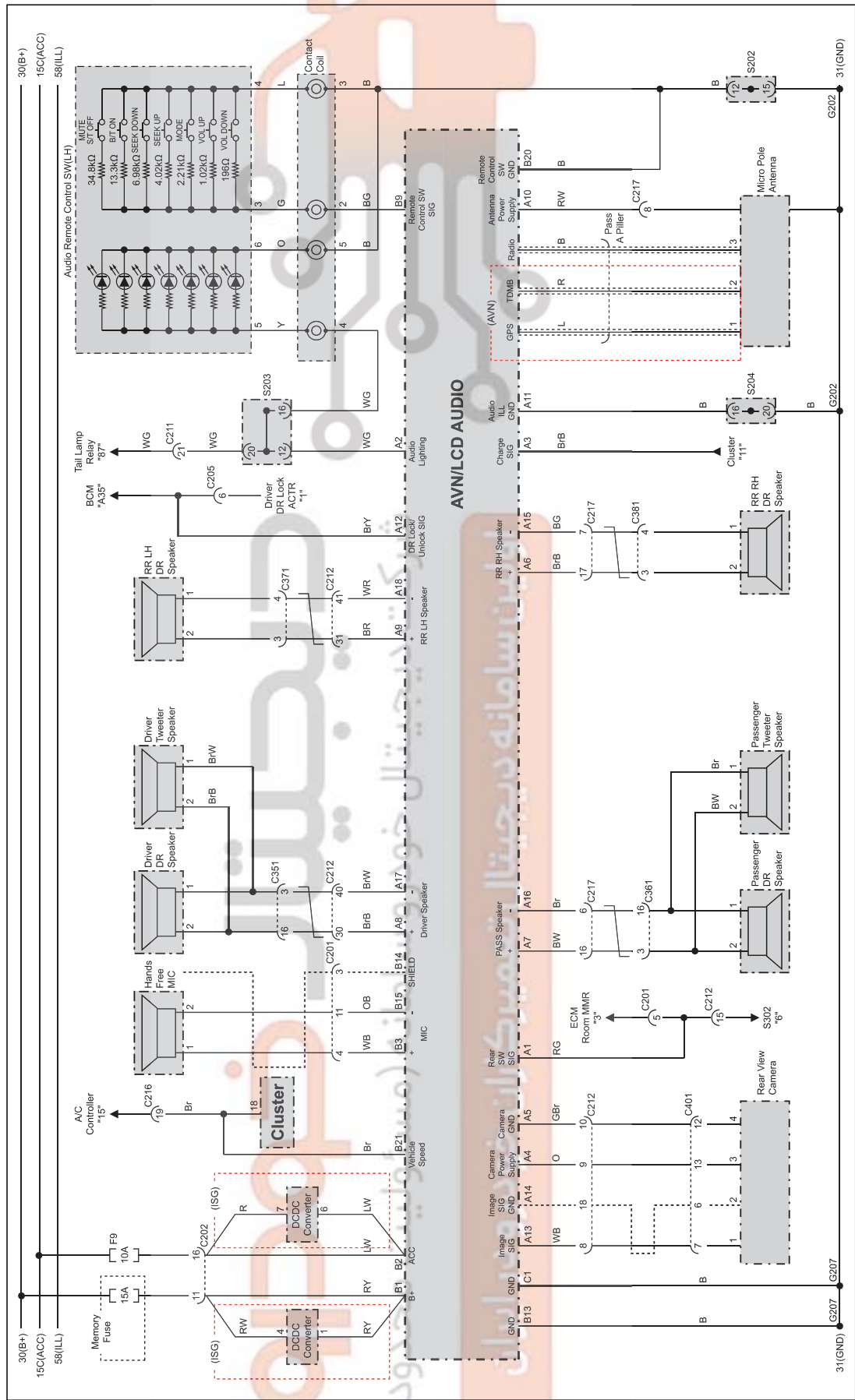


8910-05 AVN/LCD AUDIO

(1) AUDIO REMOTE CONTROL, ANTENNA, REAR VIEW CAMERA, SPEAKER



Modification basis
Application basis
Affected VIN

1) CONNECTOR

Connector Number (Pin Number/Color)	Connecting Wiring Harness	Connector Position	Remark
C201 18	W/H IP (Main) - W/H Roof	Inside of LH A-Pillar	
C202 16	W/H IP (Main) - IP Fuse & Relay BOX	Back Side of IP Fuse & Relay Box	
C205 25	W/H IP (Main) - IP Fuse & Relay BOX	Back Side of IP Fuse & Relay Box	
C211 41	W/H Eng Room - W/H IP (Main)	Inside of Driver Cowl Side	
C212 46	W/H IP (Main) - W/H Floor	Inside of Driver Cowl Side	
C216 20	Colorless W/H IP (Main) - W/H Aircon	Behind Audio	
C217 41	W/H IP (Main) - W/H Floor	Inside of Front Passenger Cowl Side	
C351 39	Black W/H Floor - W/H Driver DR	Under Driver Door Hinge	
C361 39	Black W/H Floor- W/H Passenger DR	Under Front Passenger Door Hinge	
C371 14	W/H Floor- W/H RR LH DR	Inside of B-Pillar	
C381 14	White W/H Floor- W/H RR RH DR	Inside of B-Pillar	
C401 22	Black W/H Floor - W/H Tail Gate	Behind Micro Pole Antenna	

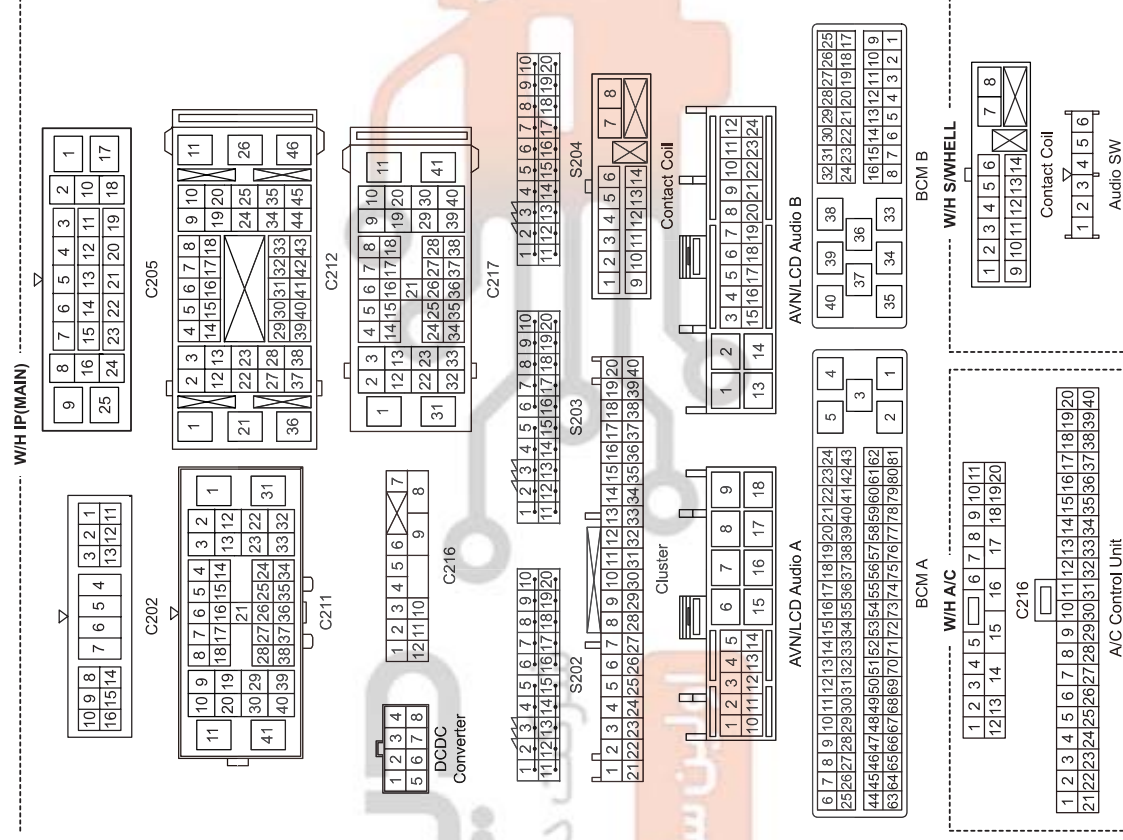
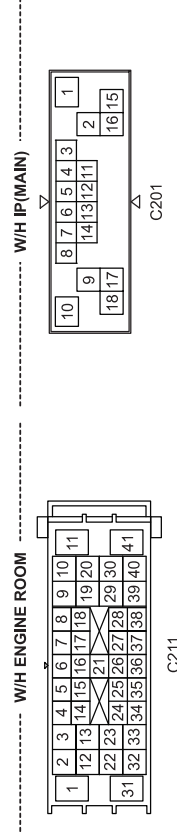
2) GROUND

Connector Number	Connecting Wiring Harness	Connecting Position	Remark
G202	W/H IP (Main)	Rear LH of Cluster (IP Panel Frame)	S202, S204, IP Fuse
G207	W/H IP (Main)	IP Panel Frame Right Side	Audio, AUX jack

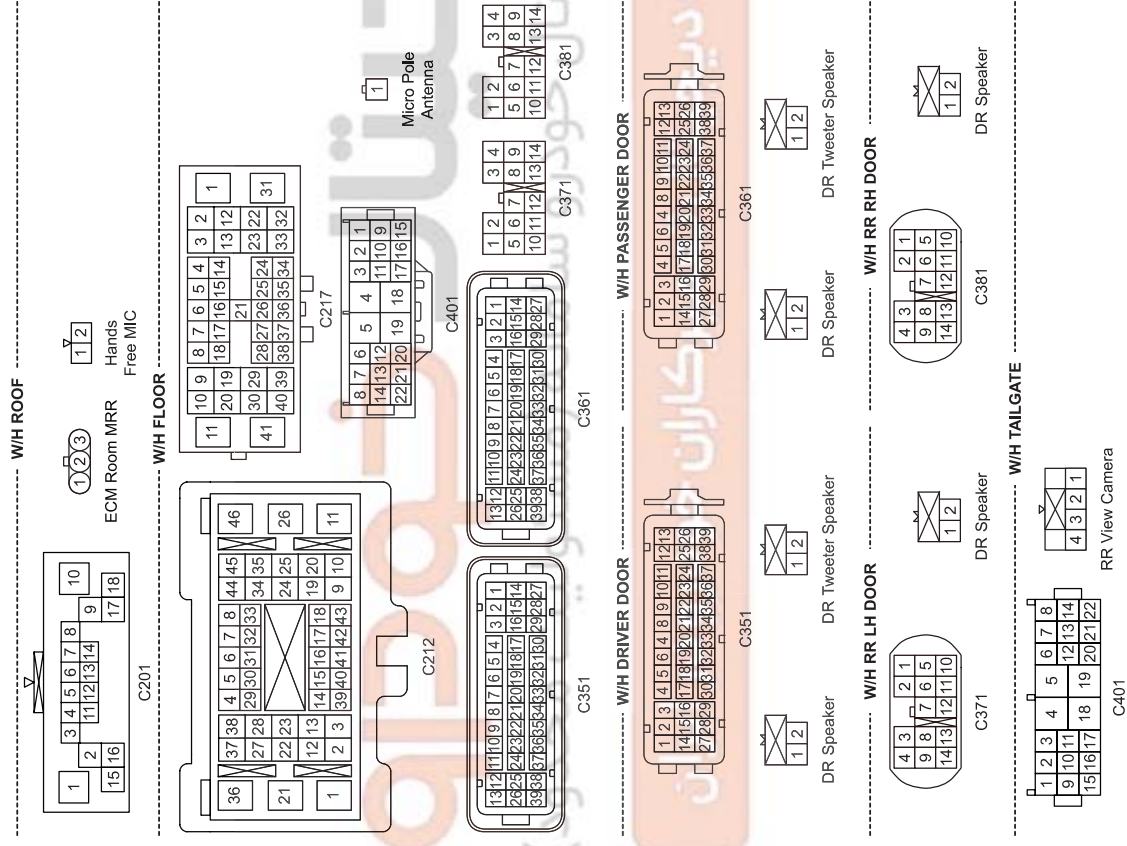
3) SPLICE PACK

Connector Number (Pin Number)	Connecting Wiring Harness	Connector Position	Remark
S202 20	W/H IP (Main)	Rear RH of IP	Ground, PCAN
S203 20	W/H IP (Main)	Rear LH of Front Passenger Air Bag	B+, room lamp
S204 20	W/H IP (Main)	Rear Center of Front Passenger Air Bag	Ground
S302 14	W/H Floor	Under RH of Driver Seat	Stop Lamp, Back Up Lamp

4) CONNECTOR IDENTIFICATION SYMBOL & PIN NUMBER POSITION



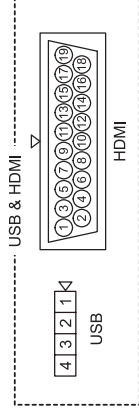

Modification basis	
Application basis	
Affecting VIN	



Modification basis	
Application basis	
Affected VIN	

8910-05 AVN/LCD AUDIO

(2) USB & HDMI JACK



Modification basis
Application basis
Affect V/I/N