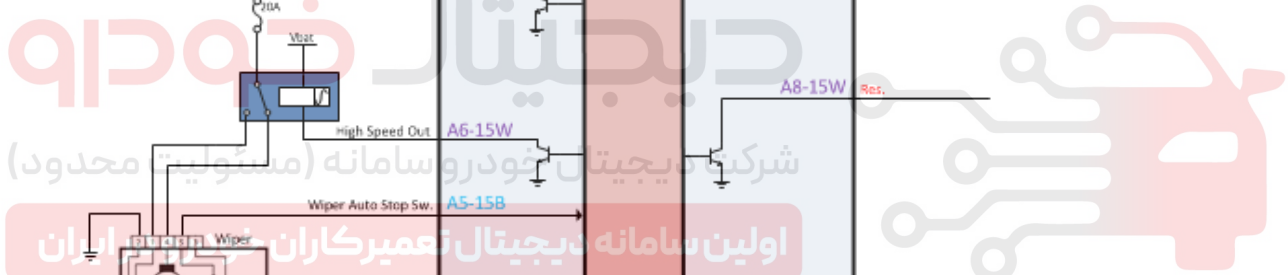
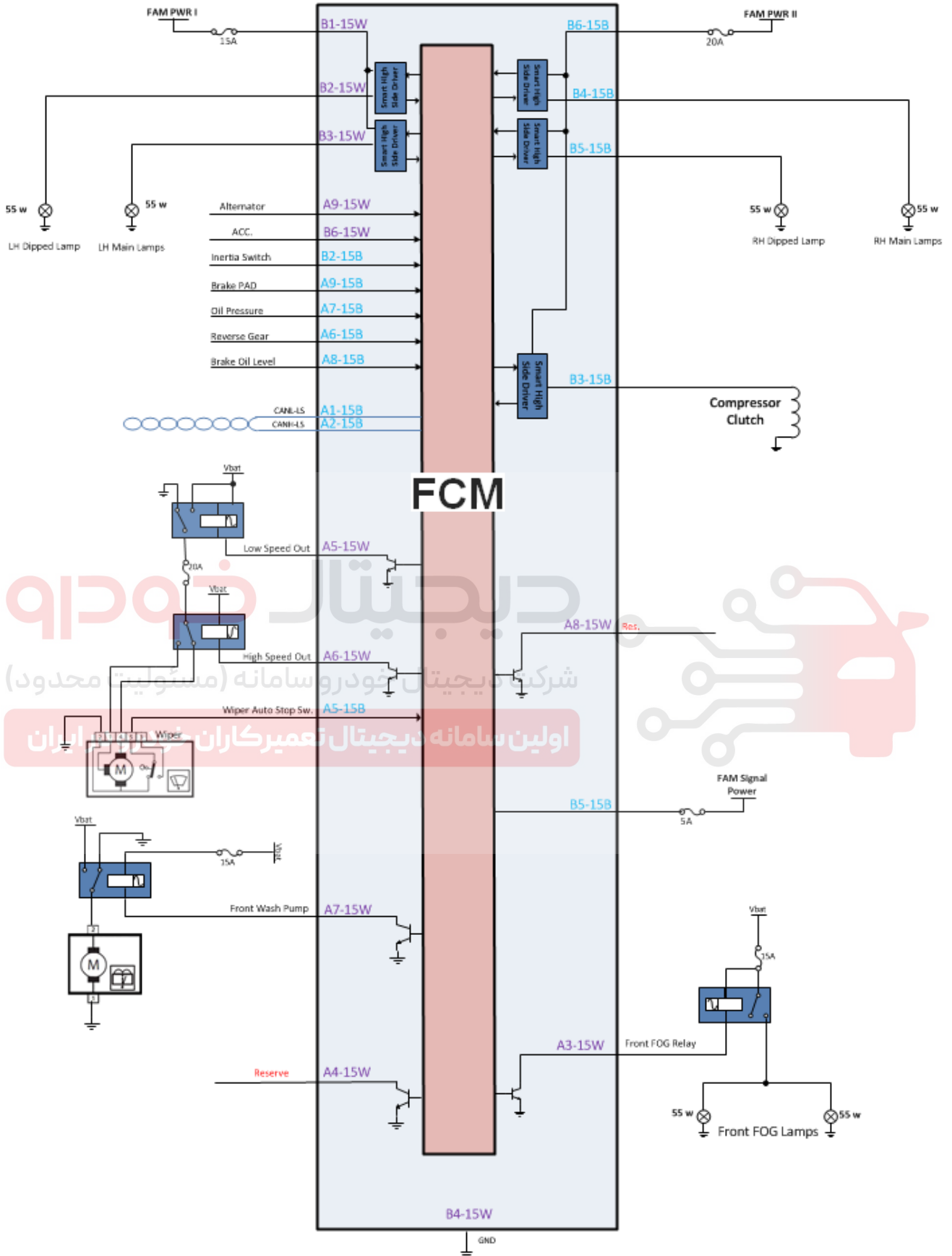


FCM Node- ECO MUX



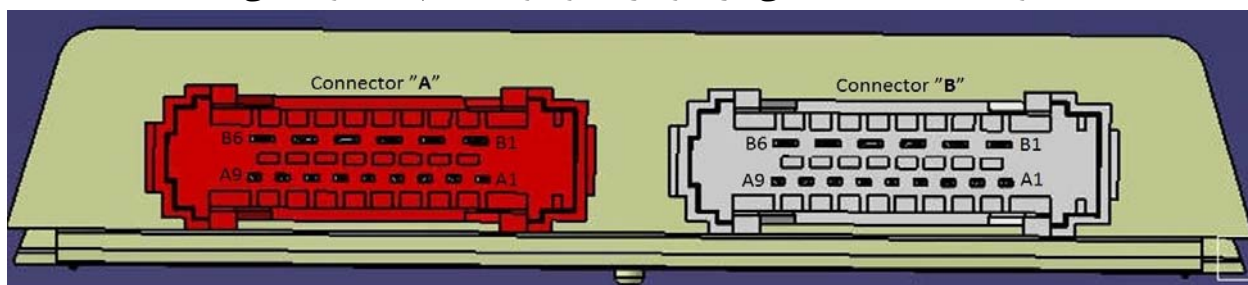
Connector 15 Pin White (98315--0010)

Connector 15 Pin Black (98315-0001)

FCM کانکتور مشکی ۱۵ پایه A نود FCM Pin layout

FCM Connector A Specification								
Pin No	Pin Description	I/O	Type		Current (A)		Protection	Wire mm2
					MAX	NOM.		
A1	CANL-LS	Bus	Bus	C1	r	r	r	0.35
A2	CANH-LS	Bus	Bus	C1	r	r	r	0.35
A3	NC							
A4	NC							
A5	Wiper Auto Stop Switch	I	LS – Sw.	A1	r	r	r	0.35
A6	Reverse Gear Switch	I	LS – Sw.	A1	r	r	r	0.35
A7	Oil Pressure Switch	I	LS – Sw.	A1	r	r	r	0.35
A8	Brake Oil Level Switch	I	LS – Sw.	A1	r	r	r	0.35
A9	Pad Brake Switch	I	LS – Sw.	A1	r	r	r	0.35
B1	NC							
B2	NC							
B3	Compressor Clutch	O	HS – Drv.	B6	25A	4.5A	Smart SW.	1
B4	RH Main Lamp	O	HS – Drv.	B7	40A	5.5A	Smart SW	1
B5	RH Dipped Lamp	O	HS – Drv.	B7	40A	5.5A	Smart SW	1
B6	FAM PWR II	I	Sup					1.5

نود FCM جعبه ECU و جنب ECU نصب می گردد و دارای دو سوکت ۱۵ پایه A و B می باشد.



FCM Node- ECO MUX

FCM کانکتور مشکی ۱۵ پایه B نود

FAM Connector B Specification								
Pin No	Pin Description	I/O	Type		Current (A)		Protection	Wire mm2
					MAX	NOM.		
A1	NC							
A2	NC							
A3	Front Fog Lamps Relay	O	LS – Drv.	B3	200mA	160mA	Smart SW	0.35
A4	Res.- Rear Wash Pump Relay	O	LS – Drv.	B3	200mA	160mA	Smart SW	0.35
A5	Wiper Low Speed Relay	O	LS – Drv.	B3	200mA	160mA	Smart SW	0.35
A6	Wiper High Speed Relay	O	LS – Drv.	B3	200mA	160mA	Smart SW	0.35
A7	Front Wash Pump Relay	O	LS – Drv.	B3	200mA	160mA	Smart SW	0.35
A8	Res.-Front Window PWR Relay	O	LS – Drv.	B3	200mA	160mA	Smart SW	0.35
A9	Alternator	I/O	Analog I/O	A6/B20	r	r	r	0.35
B1	FAM PWR I	I	Sup					2
B2	LH Dipped Lamp	O	HS – Drv.	B7	40A	5.5A	Smart SW	1
B3	LH Main Lamp	O	HS – Drv.	B7	40A	5.5A	Smart SW	1
B4	GND	I	Sup					1
B5	FAM SIG PWR	I	SUP					0.5
B6	ACC	I	HS – Sw.	A2	r	r	Fuse	0.35