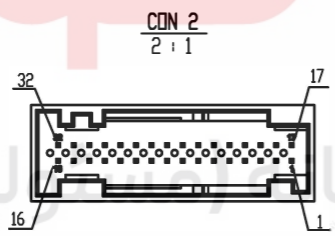
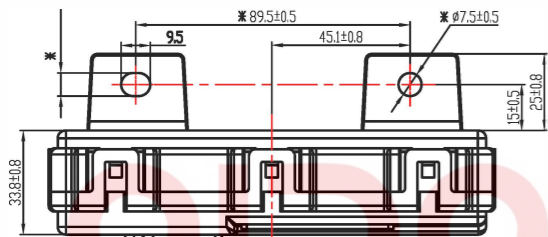

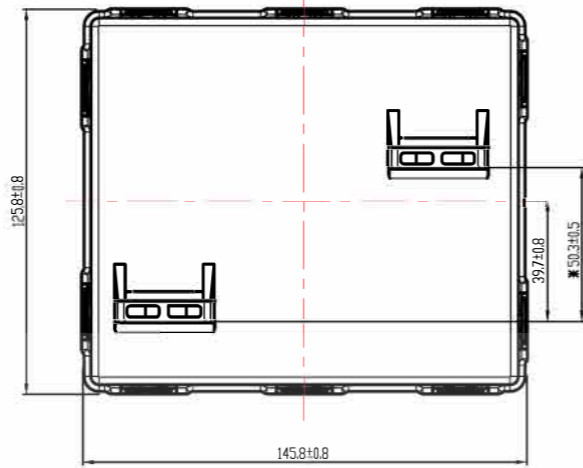
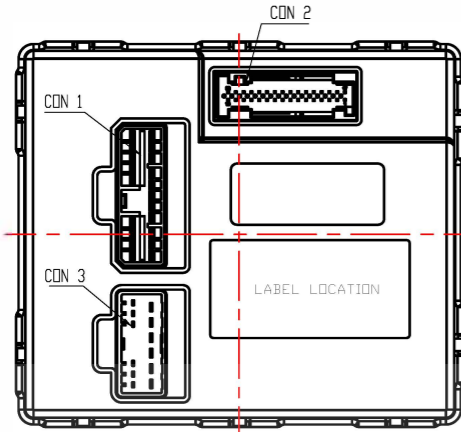
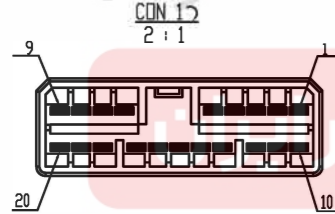


20 31 11131



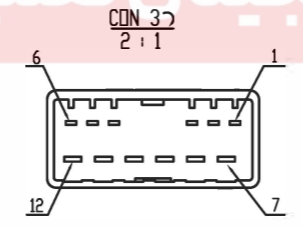
MALE CONNCTOR: 80 11 111 064(GREEN)
FEMALE CONNCTOR:TYCO 1719057-1



MALE CONNCTOR:80 11 111 008(WHITE)
FEMALE CONNCTOR:TYCO 368511-1

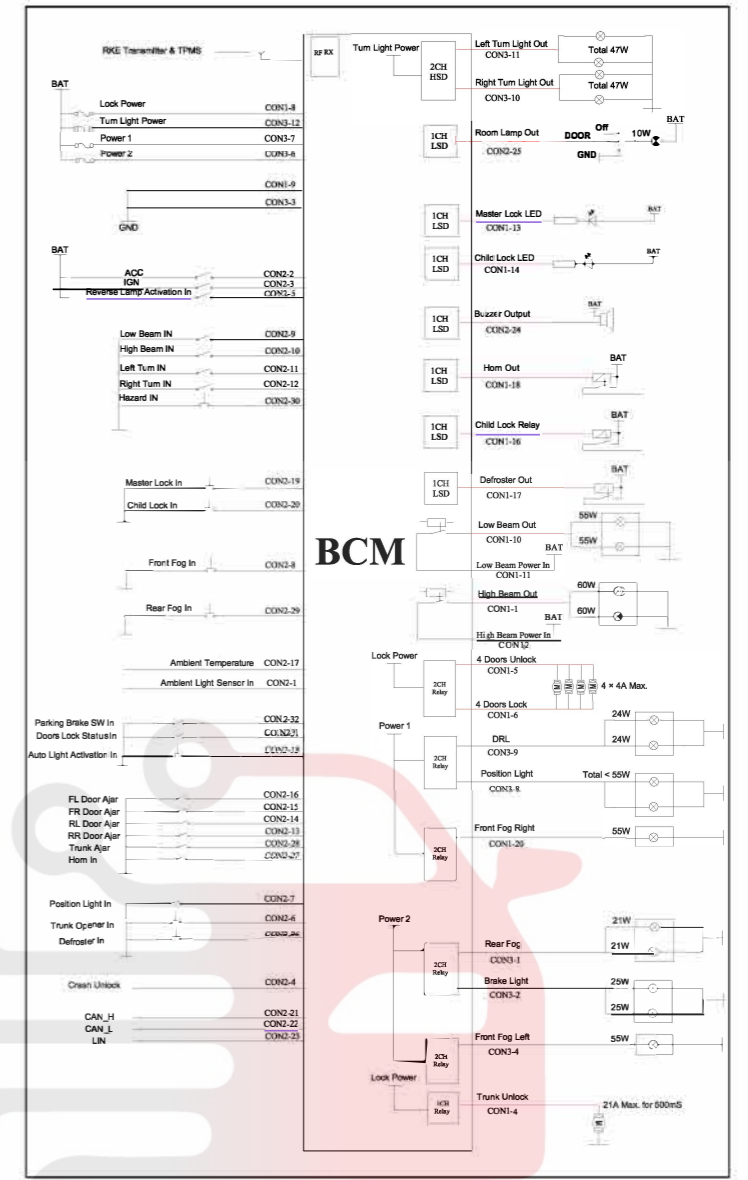
BCM CON 1 80 11 111 008)			
PIN	Function	Type	Remark
1	HIGH_BEAM_OUT	H	Output
2	HIGH_BEAM_POWER_IN	H	Input
3	RESERVE_OUT	H	Output (Reserved)
4	TRUNK_UNLOCK_OUT	H	Output
5	4DOORS_UNLOCK_OUT	H	Output
6	4DOORS_LOCK_OUT	H	Output
7	NC	/	/
8	LOCK_POWER	H	Input
9	GND		
10	LOW_BEAM_OUT	H	Output
11	LOW_BEAM_POWER_IN	H	Input
12	NC	/	/
13	MASTER_LOCK_LED	L	Output
14	CHILD_LOCK_LED_OUT	L	Output
15	IMMOBILIZER_LAMP_OUT	L	Output
16	CHILD_LOCK_OUT	L	Output
17	DEFROSTER_OUT	L	Output
18	HORN_OUT	L	Output
19	RESERVE_OUT	H	Output (Reserved)
20	FRONT_FOG_RIGHT_OUT	H	Output

BCM CON2 80 11 111 064)			
PIN	Function	Type	Remark
1	Ambient Light Sensor In	L	Input
2	ACC_IN	H	Input
3	IGN_IN	H	Input
4	CRASH_UNLOCK_IN	L	Input
5	REVERSE_LAMP_ACT_IN	H	Input
6	TRUNK_OPENER_IN	L	Input
7	POSITION_LIGHT_IN	L	Input
8	FRONT_FOG_IN	L	Input
9	LOW_BEAM_IN	L	Input
10	HIGH_BEAM_IN	L	Input
11	LEFT_TURN_IN	L	Input
12	RIGHT_TURN_IN	L	Input
13	RR_DOOR_AJAR_IN	L	Input
14	RL_DOOR_AJAR_IN	L	Input
15	FR_DOOR_AJAR_IN	L	Input
16	FL_DOOR_AJAR_IN	L	Input
17	AMBIENT_TEMPERATURE	A	Input
18	AUTO_LIGHT_ACT_IN	L	Input
19	LOCK_IN	L	Input
20	CHILD_LOCK_IN	L	Input
21	CAN_H	Comm	
22	CAN_L	Comm	
23	LIN	Comm	
24	BUZZER_OUT	L	Output
25	ROOM_LAMP_OUT	L	Output
26	DEFROSTER_IN	L	Input
27	HORN_IN	L	Input
28	TRUNK_AJAR_IN	L	Input
29	REAR_FOG_IN	L	Input
30	HAZARD_IN	L	Input
31	FR&FL_LOCK_SW_IN	L	Input
32	PARKING_BRAKE_SW_IN	L	Input



MALE CONNCTOR:80 11 111 035G(BLACK)
FEMALE CONNCTOR:TYCO 284159-1

BCM CON3 80 11 111 035G)			
PIN	Function	Type	Remark
1	REAR_FOG_LIGHT_OUT	H	Output
2	BRAKE_LIGHT_OUT	H	Output
3	GND		
4	FRONT_FOG_LEFT_OUT	H	Output
5	SIREN_OUT	H	Reserve
6	POWER2	H	R/FFOGL/BRAKE/SIREN
7	POWER1	H	FFOGR/PARK/DRL/REV
8	POSITION_LIGHT_OUT	H	Output
9	DRL_OUT	H	Output
10	RIGHT_TURN_OUT	H	Output
11	LEFT_TURN_OUT	H	Output
12	TURN_LIGHT_POWER	H	Input



A	2019.12.10	1.
		2.
		3.
		4.
		5.
		6.

Rev.	Date	Change Description

Model/Designation:	232MT BCM	Part Name:	BCM 232MT - MEGA
Part Number:	THA31-11131	Customer Part Number:	TN218-25740
View:	Unit: mm	Drawing No.:	20 31 11131
	Scale: 1:1	Rev. A	
	Page: 1/1		

Drawn Wu Huisheng 2019.12.10
 Checked Wu Huisheng 2019.12.10
 Approved Maysam Mirloo 2019.12.10

 SUZHOU TIANHAO AUTOMOTIVE PARTS CO., LTD.

ATECH Automotive Wuhu Co.Ltd.